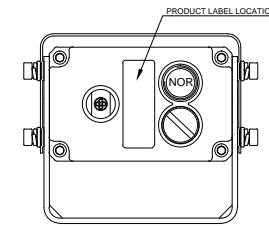
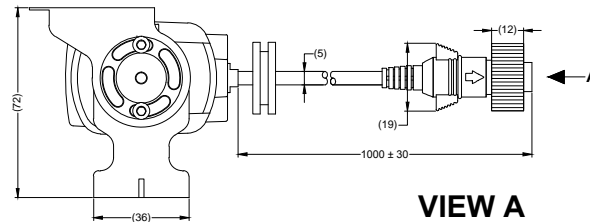
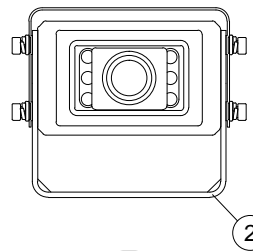
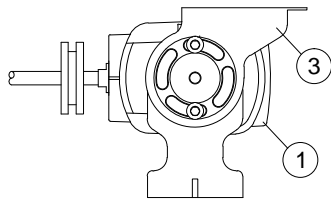
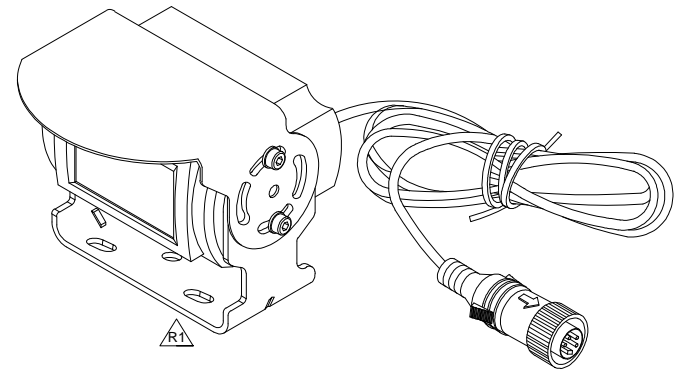
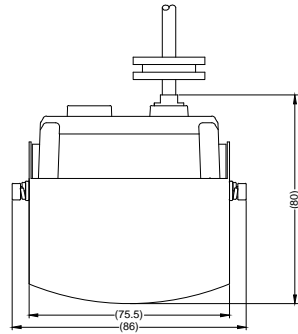


ITEM	PART NO	QTY	MODEL/DESCRIPTION
①	(#3288C)	1	BE-890C-C CAMERA ONLY
②	(#3244)	1	BE-89XC/BE-X0XC-BKT CAMERA BRACKET
③	(#3245)	1	BE-89XC/BE-X0XC-SS CAMERA SUNSHIELD
④	(#3246)	1	BE-2XXC/8XXC-FIX CAMERA FIXING PACK
⑤	(#3247A)	1	BE-89XC/BE-X0XC-IG INSTALLATION GUIDE (NOT SHOWN)

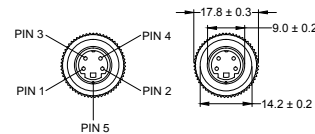
Revision Notes.

R1 - DRAWING CHANGED TO REMOVE AUDIO FUNCTION ON PIN 4 AND MICROPHONE ACCORDING TO ECR-305

APA: T.CHOI    Drawn:A.FEDERIGHI    Checked:R.BATES    Approved:B.JOHN    Date: 11/08/14



VIEW A



4 PIN MINI DIN MALE MATING FACE

PIN #	WIRE COLOUR	DESCRIPTION
1	YELLOW	VIDEO
2	RED	+12V
3	BLUE	N.C.
4	WHITE	N.C.
CASE	BLACK/SHIELD	GND



NOTES:

- REFER TO "PRODUCT SPECIFICATION" FOR MORE DETAILS.
- REFER TO COMPONENT DRAWINGS FOR COMPONENT DETAILS.
- ENSURE SELF AMALGAMATING TAPE IS USED DURING INSTALLATION.
- ANY CUSTOMER MODIFICATION OF THIS PRODUCT CAUSING SUBSEQUENT FAILURE IS NOT A LIABILITY OF BRIGADE ELECTRONICS PLC.
- FOR GIFTBOX LABEL REFER TO LATEST REVISION OF DRAWING BE-002901-XX-14.
- FOR SERIAL NUMBER LABEL REFER TO LATEST REVISION OF DRAWING BE-001655-XX-11.
- PURCHASE ORDER TO DEFINE PACKAGING VARIANT.
- REFER TO LATEST REVISION OF DRAWING BE-002926-XX-14 FOR PACKAGING DETAILS.

PROPRIETARY NOTICE

THIS DESIGN AND TECHNICAL INFORMATION APPEARING ON THIS DRAWING IS THE PROPERTY OF BRIGADE ELECTRONICS, AND IS DISCLOSED IN CONFIDENCE. IT IS NOT TO BE COPIED, REPRODUCED, REVEALED TO OR EXPROPRIATED BY OTHERS, EITHER IN WHOLE OR IN PART WITHOUT THE EXPRESS WRITTEN CONSENT OF BRIGADE ELECTRONICS.

**BRIGADE**<sup>®</sup>  
www.brigade-electronics.com

Assembly Pl Approval T.CHOI	Approved by B.JOHN	Checked by R.BATES	Released 27/06/14	Drawn by A.FEDERIGHI	Assembly Ref ECC-72H
Angle of Projection 	Units mm	Scale N/A	Status RELEASED	BE-890C	
Third Angle	Part No #2871C	BE-002924-01-14			